

CCA's 2013 June Art Adventures Summer Camp was an exciting Line-up of artists, materials and directed Art conversation!

*"Dear Mom and Dad,
Art camp was a blast! Look at all the fun we had...
Can I come back in the fall?"*

To see **Art Adventures Summer Camp** in action, check out our full [Gallery!](#)

To Register for Fall Programs, visit our [class times](#) page!
Don't see a fit? Want to book a group? Be sure to click on the links provided.

Week 1: Japanese Gutai Art, Land Art and Jeff Koons Public Art.



- We began our week by exploring the Guggenheim's recent show on [Japan's Gutai artists](#), their processes and decaying textures, and how they relate to the Abstract Expressionists! Our "Gutai-esque" works used everything from wood, sand, paint, rope, rocks, flour, circles, squares, metal and even cars on canvas!
- [Jeff Koons'](#) public art created by twisting balloons into our own abstract versions then covering them with plaster wrap and metallic paint!
- Learning about how organic patterns and lines repeat in land artists' work, [Land Marks Reflection Dioramas](#) may have been another favorite, as the dioramas we created from natural materials reflected the works of [Robert Smithson](#), [Andrew Goldsworthy](#), [Maya Lin](#) and ancient cultures! "[Land Marks](#)" exhibition @ the [Met Museum](#) provided lots of ideas with the use of reflection of the shapes and patterns each child created!
- We also read "[The Nose](#)": performed as an [Opera by Shostakovich](#), in 2011 @ the Metropolitan Opera. It is an absurd story about Russian society in St. Petersburg and how a civil servant's nose became a much more important society person than he!
- [William Kentridge](#), a famous artist, created the sets for [The NOSE](#) at the Metropolitan Opera, so we also learned how he makes stop-motion animation and made a few of our own!

[Daily easel painting](#) provided opportunities to study painters such as: [the Fauves](#), [Kandinsky](#), [Monet](#) and [Georgia O'Keeffe](#).

[Dry art free-choice](#) ranged from clay fossil tiles, to metal and fabric weaving, flower vases and flower assemblages.



[Murals](#) consisted of a NYC cityscape and public art pieces from around the world!

Highlighted artists @ the Met on Friday: El Anatsui, Land Marks photographs & Pollock!
Metallic Weavings on view at the Metropolitan Museum of Art Contemporary Galleries and Arts of Africa, Oceania, and the Americas Galleries




El Anatsui is a Ghanaian artist that makes the most of recycled materials by transforming abandoned milk tins and metal bottle caps into beautiful tapestries that look like traditional woven textiles.

We practiced this tradition by joining, ripping, overlapping, layering and bending metallic papers, aluminum and metal with found objects to create



Week 2: Africa, Chagall, Stained Glass + Laszlo-Moholy Nagy Sun-Prints: Plaster, Decoupage, Mosaic and Printing!



- We began our exploration of [Africa](#) through mask making, inspired by animals and a discussion on what is [abstract](#)? We learned the [Decoupage](#) technique when covering [African-inspired masks](#) with colorful papers, objects and decorating with metallic painted lines we have been studying each day during our abstract line games in our sketchbooks. We also made mini-movies à la [William Kentridge](#)!
- Discussing fantasy, [Chagall](#) and the art of mosaics- students recreate his animals with stained-glass effects.
- [Laszlo Moholy-Nagy inspired Sun Print Photograms](#) can be found at MoMA, the Met, and the Getty Museum! They taught us about composition, positive and negative, exposure to the sun and photo developing.

Daily easel painting provided opportunities to study painters such as: [Paul Klee](#), [Gustav Klimt](#) and [Chagall's](#) stained glass.

Dry art free-choice ranged from Sun prints to [Jim Dine](#) hammering sculptures to Central Park's installation artist [Eva Rothschild's](#) negative space constructions to flower vases and assemblages!

Murals consisted of an underwater sea, the Jungle, cityscapes and landscapes offering lessons about angled versus organic lines and shapes.



Week 3: Animals and us! Prints, Plaster, Wire + a 3D Calder's Circus!



- We experimented with our own drawings in Styrofoam then printing on canvases à la [Andy Warhol](#).
- We learned about armatures (skeletons) in sculpture, 3D form, balance and multi-media art with [Nathalie Djurberg animal sculptures](#) from plaster!
- We balanced and built intricate [Calder Circuses](#) using lines and shapes in wire! We built our own tents creating animals & characters from found materials, model magic & [wire](#).

Daily easel painting provided opportunities to study painters such as: [Klimt](#), [Kandinsky](#) and [Miro](#).

Dry art free-choice ranged from sun prints and [Jim Dine](#) hammering sculptures to [Rousseau](#)-inspired hidden animal drawings, [animations](#), flower vases and assemblages.

Murals consisted of [creature design](#) and [contour lines](#) with window markers in the underwater seascape, jungle, cave art and graffiti walls!



Highlighted artists @ the Met on Friday: David Smith, Alexander Calder, and Miro

